

ORENDA

The Home of Luxury Interiors



Product Catalogue

Volume I

SPRING 2022

Edinburgh | Dublin | Belfast

All photos shown in this catalogue are of actual pieces from the collection. No 3D-generated visuals were used.

INDEX

SEATING

- Armchairs - 010
- Sofas - 042
- Chairs - 074
- Poufs - 086
- Barstools & Benches - 092

FURNITURE

- Coffee & Side Tables - 102
- Tables - 130
- Cabinets & Storage - 148

LIGHTING

- Lamps - 164
- Floor Lamps - 168

SEATING

We pride ourselves on the precision of our upholstery collection. Comfort is our fundamental starting point. To ensure quality, we pay great attention to sizing, ergonomics, foam qualities and densities. Finishing details guarantee an exceptional product, and we set ourselves decidedly apart by our love of the curve.



[View this product online](#)





TEODORO
w.64 x d.74 x h.65 / sh. 42

ARMCHAIRS

Our armchair range offers diverse sizing to create the ideal layout for your interior and possibilities for multiple configurations. Varied shapes and materials can both add visual interest and provide greater stylistic diversity.



CHARLOTTE
w.62 x d.83 x h.88 / sh. 42

ARMCHAIRS

Small Footprint

Small-footprint armchairs are beautifully suited to cozy spaces or can be paired in larger ones. Our variety of options offers multiple combinations for any interior project.



FIONA
w.55 x d.80 x h.105 / sh. 42

THAIS
w.60 x d.70 x h.72 / sh. 42



CELINE
w.65 x d.78 x h.77 / sh. 42



CELEDONIO
w.77 x d.82 x h.85 / sh. 42

ARMCHAIRS

With Wood


Wooden structures add an element of refined chic. From classic to more contemporary, our range brings interesting options for seating combinations.



SOLATA
w.74 x d.71 x h.77 / sh. 42



KYRIL
w.70 x d.90 x h.100 / sh. 42



DOROTEA
w.68 x d.64 x h.74/ sh. 42



ARTURE ARMCHAIR
w.75 x d.86 x h.80 / sh. 42



ARTURE LOUNGE CHAIR
w.75 x d.86 x h.80 / sh. 42

ARMCHAIRS

With Metal

Metal-structured armchairs provide visual transparency and lightness in spaces with multiple seating areas. From brass effects to hammered metal, intriguing products with different texture and colour combinations abound.



WINDSOR
w.80 x d.80 x h.105 / sh. 42



INGA
w.100 x d.91 x h.105 / sh. 45



ANOUKA
w.75 x d.70 x h.73 / sh. 46



ARMCHAIRS

The Ideal Family

Three distinct models and two base options provide six different versions. The perfect ergonomics of the back make for an ideal seat, and your only job is to choose your favourite.



FEDE
w.85 x d.90 x h.105 / sh. 42



DIDRIK
w.80 x d.90 x h.105 / sh. 42

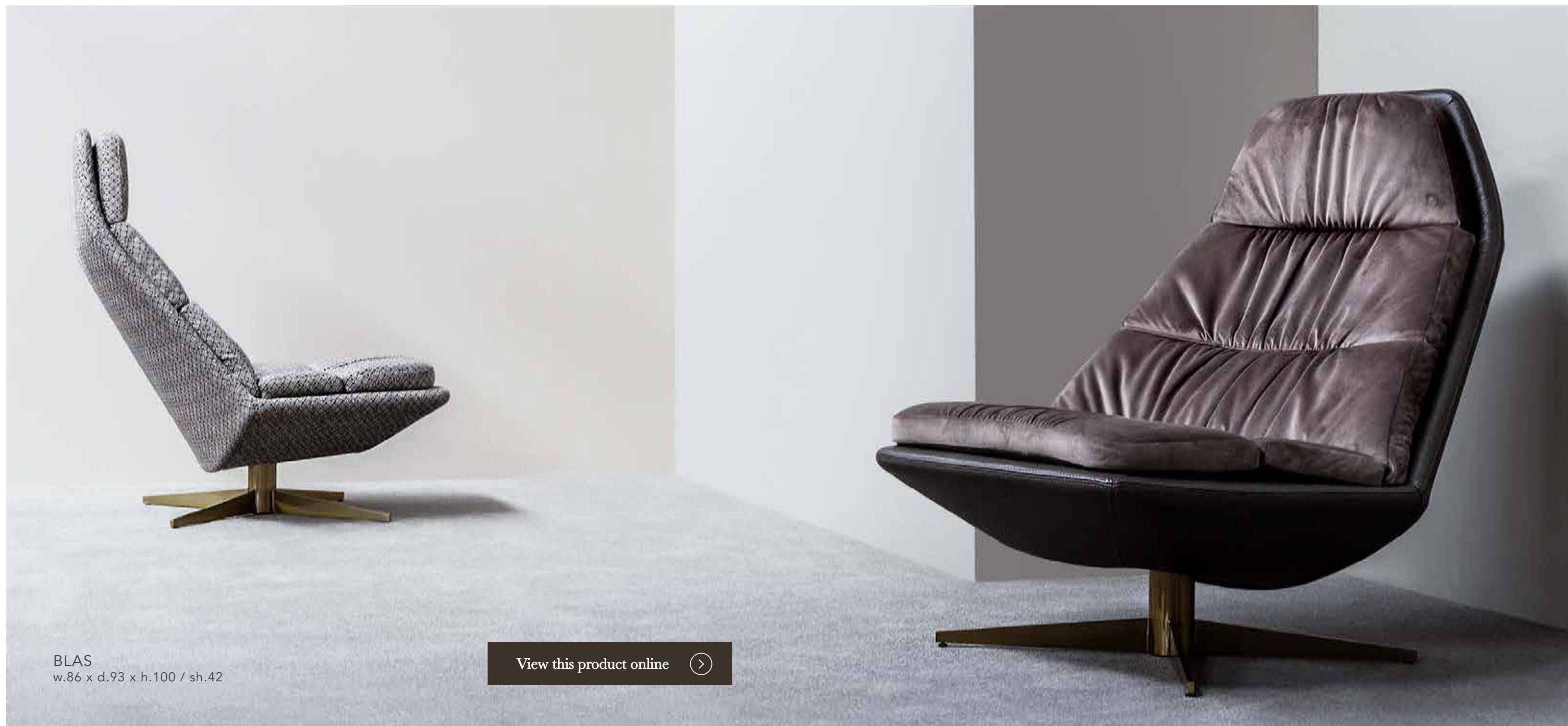
[View this product online](#)



OLAF
w.92 x d.90 x h.95 / sh. 42

[View this product online](#)





BLAS
w.86 x d.93 x h.100 / sh.42

View this product online





ARMCHAIRS

Wingback Chairs


Our wingback chairs revisit the classics. Just the thing for relaxing and unwinding, they make a fantastic addition to any interior.



ENZO
 w.80 x d.94 x h.107 / sh. 42



URSULA
 w.70 x d.80 x h.110 / sh. 42



LAURA
w.82 x d.100 x h.80 / sh. 42

View this product online





LUDVIG
w.85 x d.85 x h.78 / sh. 42

ARMCHAIRS

Curve Appeal

With curves in all the right places, we have created a range of distinct and voluptuous chairs that are sure to please.



IRENE
w.95 x d.95 x h.115 / sh. 42



CASIMIR
w.79 x d.79 x h.79 / sh. 42



[View this product online](#)



OLEG
w.90 x d.92 x h.80 / sh. 44

ARMCHAIRS

Retro Edge

Imagining a futuristic interior from a 1970s Bond film, we enjoy playing with retro touches on certain seating options. Add a bit more edge to your interior with these unusual products.



AGGI
w.85 x d.90 x h.95 / sh. 42



AGATHON
w.100 x d.95 x h.115 / sh. 42



AGATHON



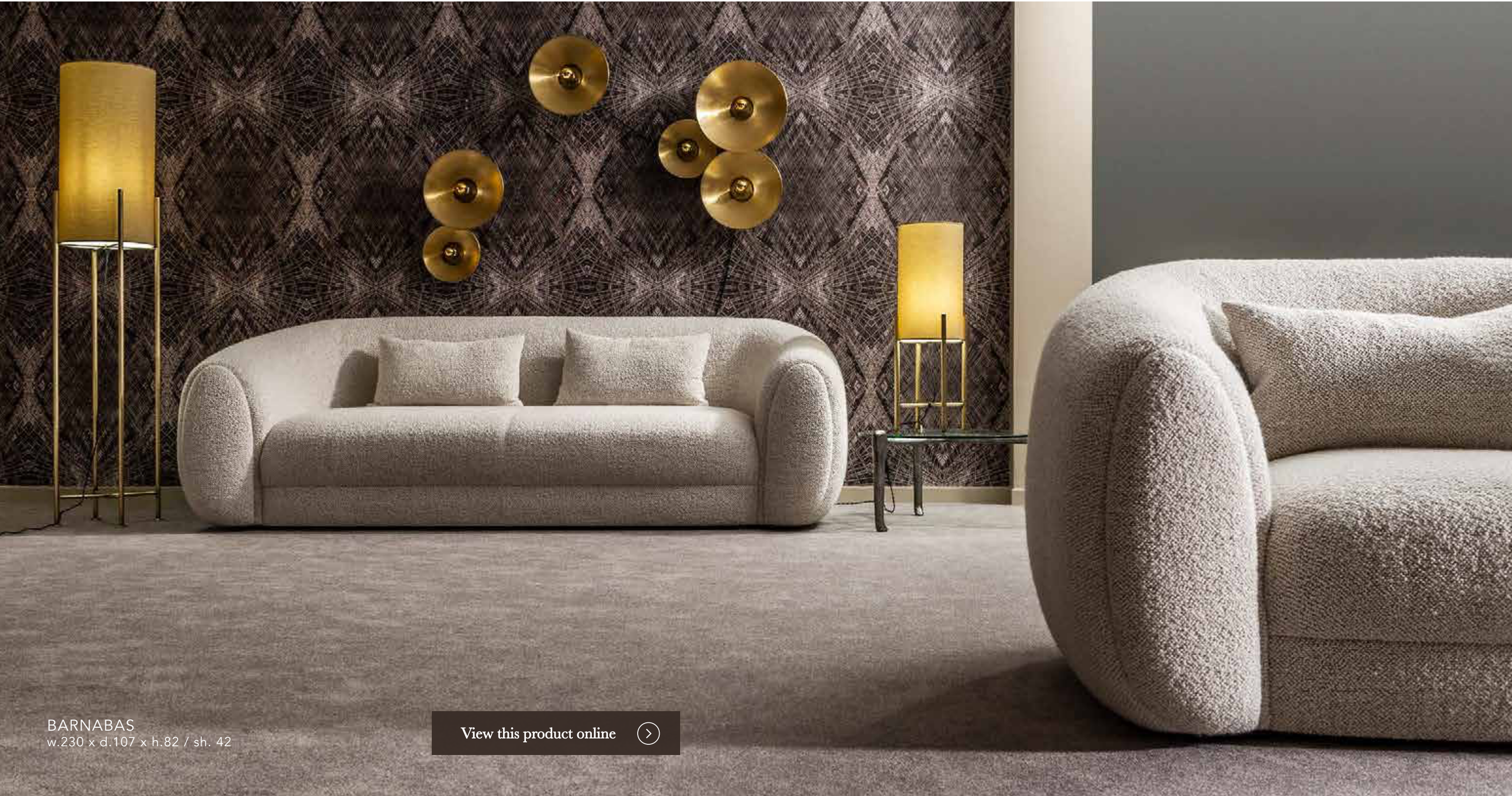


IGNACIO

SOFAS

Our sofa range unites form and function. From generous curves to more geometric lines, our range distinguishes itself by its precision and fluidity. Comfort is fundamental and different seat foam options make your Hamilton Conte sofa the perfect companion.

[Discover the Hamilton Conte sofa range](#)



BARNABAS
w.230 x d.107 x h.82 / sh. 42

[View this product online](#)



SOFAS

Curves

Curved sofas add an innovative touch while simultaneously softening any interior. Our range of distinct and voluptuous sofas are sure to please.



GABRIEL

2P : w.170 x d.105 x h.92 / sh.42
3P : w.230 x d.105 x h.92 / sh.42



[View this product online](#) >



GABBO

2P : w.170 x d.105 x h.90 / sh. 42
3P : w.245 x d.105 x h.90 / sh. 42

OLEG

2P : w.164 x d.94 x h.78 / sh. 42
3P : w.224 x d.94 x h.78 / sh. 42



SOFAS

Ignacio

The sinuous curves of Ignacio add new dimensions and dynamism to any space. This sofa works well on its own, but even better in pairs and beyond... Three different sizes and two different levels of comfort make Ignacio a great choice for any space.



IGNACIO

S : w.170 x d.100 x h.85 / sh.42
M : w.215 x d.110 x h.85 / sh.42
L : w.260 x d.120 x h.90 / sh.42



IGNACIO LUXE



IGNACIO S
IGNACIO LUXE L

SOFAS

Don Ignacio

This sofa brings endless configurations, with even more curves that adapt to any space. Its signature curvature softens the stark geometry of most spaces and its comfort will make you never want to leave.



[View this product online](#) 

DON IGNACIO M2 + M1
See pages 186 & 187 for sizing options





DON IGNACIO

View this product online [➤](#)

View this product online [➤](#)



View this product online [➤](#)

SOFAS
Archibald

Let the quiet majesty of this classic yet distinctly contemporary sofa envelop you with comfort.



View this product online [➤](#)

ARCHIBALD
w.245 x d.105 x h.90 / sh.42



ARCHIBALD

View this product online [➤](#)

View this product online [➤](#)

SOFAS

Barbara

Subtle curves and understated elegance, combined with a supremely comfortable seat, make Barbara a beautiful fit for any interior.



BARBARA
w.240 x d.100 x h.82 / sh. 42



SOFAS

Classics

Classic lines with a twist... From a revised wingback to tufted details to more streamlined models, our classics are a great fit for many projects.



GRAMERCY
w.220 x d.95 x h.74 / sh. 42



LÁZARO
2P : w.140 x d.95 x h.82 / sh. 42
3P : w.200 x d.95 x h.82 / sh.42

ENZO
2P : w.156 x d.94 x h.107 / sh. 42
3P : w.230 x d.94 x h.107 / sh. 42



LÁZARO 3P

SOFAS

Geometry

Providing exceptional comfort for everyday use, this range serves a variety of functional needs while respecting the more geometric aesthetic.

View this product online



TRIBECA

w.230 x d.100 x h.85 / sh. 42



LAPO SOFA / SOFA BED
w.250 x d.110 x h.65 / sh.42

MADISON
w.230 x d.100 x h.85 / sh. 42



BELGRAVIA
w.260 x d.105 x h.85 / sh. 42

[View this product online](#)



Sofas


Lapo

Lapo is an ideal sofa in which to relax and unwind. Offering incredible comfort, the asymmetrical cylinders on the sides and back, along with the rounded seat cushions and armrests, are slightly reminiscent of 1970s Milanese cosmopolitan style.



[View this product online](#) >

LAPO MODULAR SYSTEM
See pages 188 & 189 for sizing options



[View this product online](#) >



COSTA
w.56 x d.60 x h.85 / sh. 48

CHAIRS

We treat our dining chairs with the same precision as we do our armchairs and sofas. Each piece is carefully made for ideal comfort and perfect finishing.

Chairs

The Perfect Family

Five different models on a common seat base with exceptional comfort allow for stylistic options, which adapt to a variety of interior schemes.



COSTA
w.56 x d.60 x h.85 / sh. 48



COSTANZA
w.56 x d.60 x h.85 / sh. 48



VICTORIA
w.56 x d.60 x h.90 / sh. 48



PHILIPPA
w.56 x d.60 x h.95 / sh. 48



CATARINA
w.56 x d.60 x h.90 / sh. 48



PHILIPPA
w.56 x d.60 x h.95 / sh. 48

VICTORIA
w.56 x d.60 x h.90 / sh. 48

COSTA
w.56 x d.60 x h.85 / sh. 48

COSTANZA
w.56 x d.60 x h.85 / sh. 48

CATARINA
w.56 x d.60 x h.90 / sh. 48

Chairs With arms


Adding arms to any of our chairs creates the perfect seat for lingering at the dinner table.



[View this product online](#) 

COSTA ARMCHAIR
w.60 x d.60 x h.85 / sh. 48

COSTANZA ARMCHAIR
w.60 x d.60 x h.85 / sh. 48



[View this product online](#) 

Chairs

With Wood

Visible wood structures add an element of refined chic to a piece. From classic to more contemporary, this has a variety of options for creating your perfect table setting.



MAJKEN
w.58 x d.52 x h.74 / sh. 48



GUNILLA
w.50 x d.55 x h.82 / sh. 48



DOROTEA
w.58 x d.57 x h.77 / sh. 48



VANIA
w.70 x d.65 x h.76 / sh. 48

CHAIRS

Ideal Comfort

Fully upholstered dining chairs are meant for lingering at the dinner table. Added lumbar cushions make dining a relaxing and enjoyable experience.



EUGENIE
w.55 x d.60 x h.80 / sh. 48



EUGENIE ARMCHAIR
w.60 x d.60 x h.80 / sh. 48



IMELDA
w.69 x d.67 x h.83 / sh. 48



CAMI
Large : D70 x 42
Small : D45 x 42

POUFS

Poufs add an element of fun as well as practicality. Pull one up for an aperitif, or use it as an occasional table or for reaching that high-placed object. Choose a fun fabric to give a pop to your space.

POUFS

Metal

Metal structures allow visual transparency and an interesting break to any interior. Cast metal, copper and gold finishes make for intriguing texture and colour combinations.



DONATO
w.ø55 x h.45



ARAMIS
w.ø40 x h.46



MANOLO
w.70 x d.50 x h.44



MARENGO
w.62 x d.41 x h.46



BAROCCO
w.88 x d.46 x h.55

POUFS

Upholstered

Play with fabric combinations in our range of fully upholstered stools. These bring a personalised pop of colour or texture to your space and add the right final touches to any project.



TABA
w.60 x d.40 x h.44

BABETTE
w.60 x d.40 x h.44



ATANÁSIO
w.120 x d.70 x h.46

NAPOLÉON
w.75 x d.75 x h.45



PENELOPE
w.58 x d.56 x h.104 / sh. 76

BARSTOOLS & BENCHES

We extended our range to include various bench and barstool options, which offer new ways to dine, enjoy a drink, or just spend time with friends.

Barstool & Benches Penelope

Our Penelope range, with its bench and barstool versions, delivers comfort as well as visual lightness.



[View this product online](#) >

BENCH
w.164 x d.65 x h.84 / sh. 48

BARSTOOL
w.58 x d.56 x h.94 / sh. 66 - 76



CURVED BENCH
w.200 x d.80 x h.84 / sh. 48

Barstool & Benches

Barstools

Our range of barstools provides adjustable seat heights that adapt to your needs, across a variety of spaces.



COSTA BARSTOOL
w.52 x d.56 x h.106 / sh. 66 - 76



COSTANZA BARSTOOL
w.52 x d.56 x h.106 / sh. 66 - 76



ANOUKA
w.65 x d.62 x h.108 / sh. 66 - 76

Barstool & Benches

Multiple Options

Beyond barstool options, benches are a great way to create comfortable seating. Lengths and heights may be adjusted for an optimal experience.



UMA
w.46 x d.51 x h.107 / sh. 66 - 76



LEOPOLDO
w.47 x d.51 x h.106 / sh. 66 - 76



CHELSEA
w.140 x d.40 x h.45 / sh. 45



ONA
Small : w.120 x d.60 x h.80 / sh. 48
Medium : w.140 x d.60 x h.80 / sh. 48
Large : w.160 x d.60 x h.80 / sh. 48

FURNITURE

Visual and textural diversity are key in our furniture range, making the functional more seductive. Customize each piece by choosing between cast metals, brass detailing, resins, custom colours for woods and lacquers, exotic veneers and marquetry effects



[View this product online](#)



BRASILIO SIDEBOARD

[View this product online](#)





RICHMOND
Cocktail : w.120 x d.70x h.45
Side : w.60 x d.40 x h.60

SIDE & COFFEE TABLES

These immensely practical objects really make a statement. Beyond their purely functional use, our range helps to add artistic elements to an interior and create interesting layers in a design scheme.

Side & Coffee Tables

Pompeia

With their gilded glass tops and brushed ash construction, these tables will liven up any space. Available with marble tops and multiple wood tones, this range includes coffee, side, bar and dining tables.




POMPEIA

Side : ø42 x h.56

Cocktail S : ø70 x h.40

Cocktail L : ø70 x h.50



GILDED GLASS TOPS

Side & Coffee Tables

Wood

Whether in pairs or clustered together, our wooden coffee table range may be customised with various veneer and colour options. Exotic woods and marquetry effects bring added interest to these essential objects.



DALIAN
w.120 x d.70 x h.40


LUSITANIAN
Small : ø80 x h.33
Large : ø100 x h.40



TURNER COCKTAIL
ø100 x h.45

TURNER SIDE
ø50 x h.60

JASPER
Small : w.90 x d.50 x h.33
Medium : w.120 x d.70 x h.40
Large : w.150 x d.90 x h.40



[View this product online](#)



Side & Coffee Tables Silas


Inspired by Portugal's eucalyptus trees and named for the Roman god of forests, these tables showcase the solidity and strength of the material. Contemporary lines and thicknesses lend presence to any interior, along with many options for personalisation.



[View this product online](#) >

SILAS

Small-low : w.120 x d.60 x h.38
Small-high : w.120 x d.60 x h.45
Large : w.160 x d.80 x h.42



EUCALYPTUS TOPS



Side & Coffee Tables

Cast Brass

Cast brass can be sculpted into organic forms, adding richness to any interior setting. The variety of our range lets you create your desired environment.



MANOLO
w.90 x d.90 x h.42

DUNE
Low : ø50 x h.42
High : ø50 x h.47

LUPA
Low : ø50 x h.47
High : ø50 x h.66



KOROA
Small : ø80 x h.45
Large : ø100 x h.45



Side & Coffee Tables

Nymphéa

Our Nymphéa collection includes low tables and consoles. Inspired by nature, it makes a fabulous addition to any space and its luxurious cast-brass construction brings that touch of gold. Also available in cast aluminium.



[View this product online](#)



[View this product online](#)



[View this product online](#)



ROUND
Low : w.ø70 x h.42
High : w.ø70 x h.47

SIDE
Low : w.ø40 x h.47
High : w.ø40 x h.66

OVAL
w.72 x d.40 x h.41

Side & Coffee Tables Hammered Metal

The Etruscan-inspired hammered iron of our cocktail tables brings ancient charm to an otherwise contemporary form. Different surface choices add visual diversity and texture.



MANTUA
Side : w.100 x d.40 x h.42
Cocktail : w.140 x d.70 x h.42

TIRRENA
Rectangular : w.120 x d.50 x h.45
Square : w.100 x d.100 x h.45



ETRA COCKTAIL
Glass : w.ø70 x h.42
Tray : w.ø70 x h.50
Marble : w.ø70 x h.35



Side & Coffee Tables Brass

Elegant lines and subtle forms combine with the richness of brushed brass. These tables are exquisite for adorning your interior.



BRASS RINGS
w.45 x d.45 x h.48

NOLA
w.ø80 x h.46

ATELA
w.ø80 x h.46

Side & Coffee Tables Cast Aluminium

Sculpted cast aluminium brings a distinctly organic feel and adds visual interest to any space. These tables can be used either on their own as part of a cluster of tables in different materials.



HOFFMAN
Small : w.ø88 x h.46
Large : w.ø105 x h.46

HELIKA
w.ø80 x h.47



MANTIDA
Marble : w.ø71 x h.38
Aluminium : w.ø71 x h.46
Glass : w.ø71 x h.38



OSKAR
Low : w.ø82 x h.40
High : w.ø82 x h.50

Side & Coffee Tables Resin

With their simple lines, elegant finishes and multiple colour options, our resin tables bring both dynamism and modernity to any space. Our Oskar table has multiple surface choices, like burr walnut or gold leaf.



SAINT MARTIN
Small : w.ø30 x h.42
Large : w.ø40 x h.60

Side & Coffee Tables

Bedside

Finding the right table to accompany you from night to morning is not always easy. Our range adapts to your functional and aesthetic needs and is the perfect companion.

View this product online >



ANNAM
1 Drawer : w.60 x d.50 x h.50
2 Drawer : w.60 x d.50 x h.65

ORICK SIDE
w.60 x d.45 x h.42

View this product online >

ORICK 1 DRAWER
w.50 x d.40 x h.50



SLOANE
Bedside : w.55 x d.40 x h.51
Dresser : w.120 x d.50 x h.81



HELIKA
w.ø110 x h.76

Tables

The star of any dining room, the table can be subtle or dazzling, elegant or exciting. Options like hammered resin, marquetry details, exotic woods and diverse colours allow you to choose your centrepiece and customise its size to fit your distinct needs.



View this product online [➤](#)

INES HAMMERED - OVAL
Small : w.160 x d.90 x h.76
Medium : w.200 x d.100 x h.76
Large : w.260 x d.120 x h.76

View this product online [➤](#)

Tables

Inès


The distinguished Inès sets any space apart. It includes a stunning hammered resin base and a variety of surface options, including exotic woods like Imbuia or Radica.



[View this product online](#) 

SMOOTH
w.ø100 x h.76

HAMMERED ROUND
Small : w.ø120 x h.76
Medium : w.ø160 x h.76
Large : w.ø200 x h.76





EUCALYPTUS TOP

Tables

Silas

Inspired by Portugal's eucalyptus trees and named for the Roman god of forests, these tables showcase the solidity and strength of the material. Contemporary lines and thicknesses lend presence to any interior, along with many options for personalisation.



DINING
w.200 x d.100 x h.76

CONSOLE
w.140 x d.40 x h.70

Tables

Metal

Adding metal to your dining space, be it cast aluminium or brass detailing, can help make it uniquely yours.



PETRA
ø110 x h.76

ETNA
ø80 x h.76

SUMATRA
ø90 x h.76




TALOS
ø100 x h.76

Tables

Rectangular

Our rectangular tables are perfectly functional and great for optimising your dining experience. Play with different wood veneers, marquetry elements or colour to make your table uniquely yours.



[View this product online](#) >

ARHUS
Small : w.160 x d.100 x h.76
Large : w.200 x d.100 x h.76

TAXCO
w.200 x d.100 x h.76



[View this product online](#) >

VARENNE DINING
Small : w.160 x d.90 x h.76
Medium : w.180 x d.90 x h.76
Large : w.200 x d.100 x h.76

RAFAELA DINING
w.200 x d.100 x h.76

Tables

Round

Symbolising unity, a round table can be the best solution for certain spaces. Decide how best to finish your creation, and we will do the rest.



[View this product online](#)



RAFAELA BAR
ø100 x h.100

RAFAELA ROUND
w.ø160 x h.76



MATHILDA
Small : w.ø120 x h.76
Medium : w.ø160 x h.76

POMPEIA
Bar : w.ø70x h.66/76
Dining : w.ø100 x h.66/76



TURNER
 Square : w.70 x d.70 x h.66 / 76
 Round : w.70 x h.66 / 76

TUCSON
 Square : w.70 x d.70 x h.66 / 76
 Round : w.70 x h.66 / 76

Tables

Bar

Whether they're used for a restaurant project, a small kitchen or game table, or even a side table in a living area, our bar tables can be custom-sized for the right fit.



AGDA
Square : w.70 x d.70 x h.76
Round : ø70 x h.76

THÉA
w.ø70 x h.66/76



TUCSON
Square : w.70 x d.70 x h.76
Round w.ø70 x h.76

TULA
Square : w.70 x d.70 x h.76
Round : w.ø70 x h.76



ALBERS
w.100 x d.43 x h.150

STORAGE

Who says function can't also be beautiful? Our storage pieces will add distinctive details to any interior. With exotic woods, brass detailing, hand-cast components and custom colours, there are so many ways to find your perfect fit.

Storage

Biscornet

Inspired by the ornate hinges designed by Biscornet for the Notre-Dame cathedral in Paris, these cast-brass handles, juxtaposed against the clean lines of this stunning cabinet, are a blend of simplicity and complexity.



CABINET
w.100 x d.48 x h.180





Storage Tenoch

Reminiscent of the Aztec pyramids at Tenochtitlan, the Tenoch cabinet brings a dazzling golden touch to your space.

[View this product online](#) 

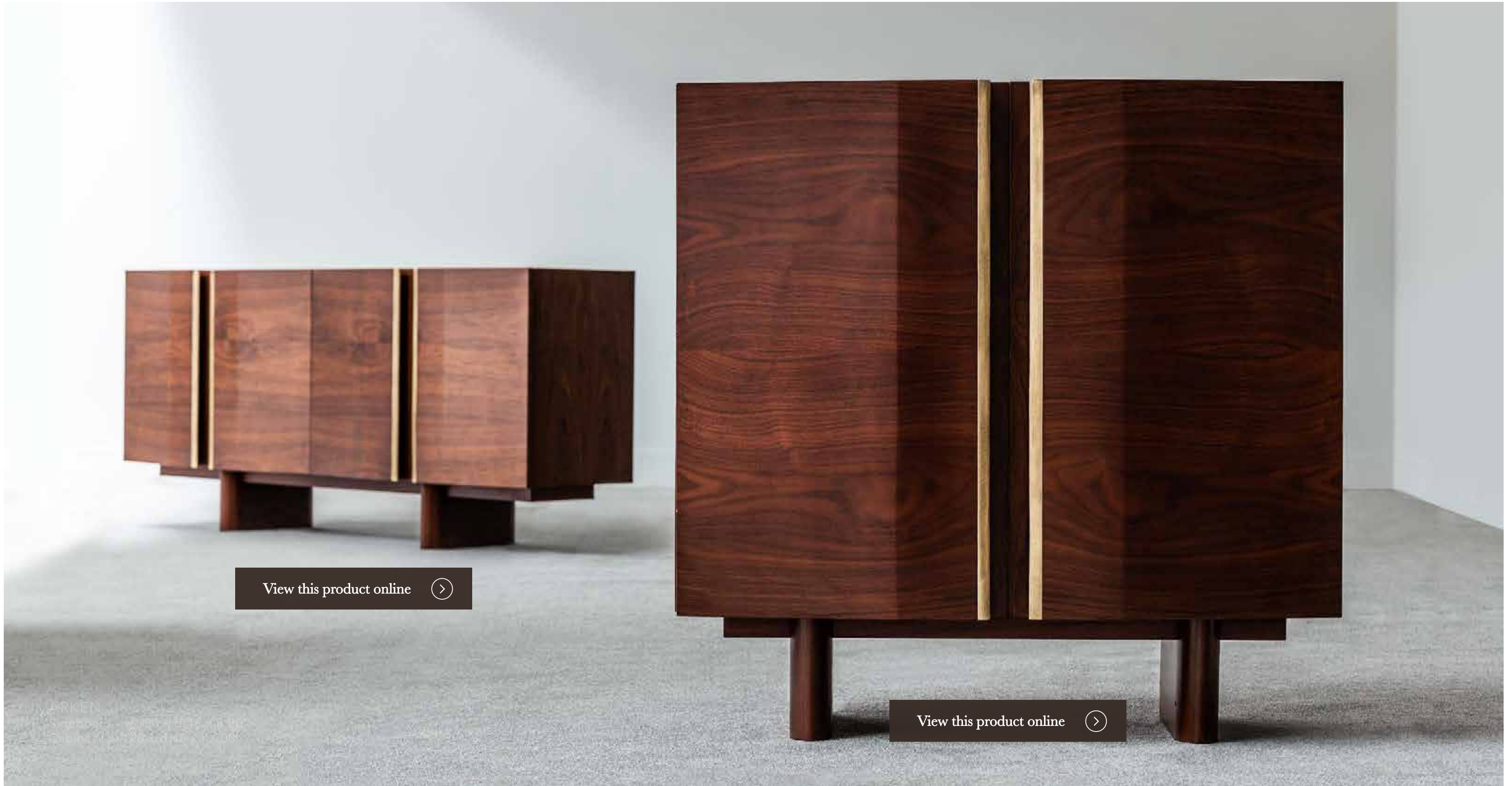
[View this product online](#) 



SIDEBOARD
w.192 x d.46 x h.90



CABINET
w.100 x d.46 x h.166



ARKEN
Sideboard - w. 180 x d. 46 x h. 80
Cabinet - w. 190 x d. 46 x h. 100

Storage

Manolo

Hand-cast brass legs, with feet in the form of a high heel, give this piece a nice lift and a nod to its namesake. The dark oak structure lends the appropriate air of sobriety to your choice of fabric, along with its lovely brass accents.



[View this product online](#) >

SIDEBOARD
w.192 x d.46 x h.90



[View this product online](#) >

CABINET
w.90 x d.50 x h.160



[View this product online](#) >



View this product online >

HIGH CABINET
w.84 x d.46 x h.162

Storage Fullerton

The Asian-influenced Fullerton collection is a fusion of cultures, materials and textures. The wood base, cast-brass door handles and your choice of door façades deliver luxurious contrast.



ARMOIRE
w.90 x d.50 x h.200



SIDEBOARD
w.180 x d.48 x h.85



ORICK 4 DOOR
w.191 x d.46 x h.91

View this product online





Lighting

Table Lamps


Luxury is having beautiful everyday objects that feel like art. Why can't a lamp also be a sculpture? Cast in aluminium or brass, these curated accent pieces seem to be straight out of a sculptor's studio.



CARPATHIA BRASS
w.ø35 x h.98



MEDUSA
Vertical : w.ø35 x h.92
Horizontal : w.ø35 x h.75



BRENTA
w.ø35 x h.66

Lighting

Table Lamps

What can we say? We love gold in all its forms. In a lighting plan, it is always the right touch.



THEMIS
w.45 x d.12 x h.40



PTOLOMEIA
w.19 x d.19 x h.38




GENOVA TABLE
w.ø25 x h.80



TILDA TABLE
w.20 x d.20 x h.60



TADEO
w.ø40 x h.69



Lighting Floor Lamps

Our diverse floor lamps, in cast aluminium or brass, can bring an organic texture to your space, while playfully casting their shadows on your walls. They are distinct pieces for unique spaces.



AMEDEO
w.ø50 x h.185



SEICENTA
w.ø50 x h.185



TILDA FLOOR
w.30 x d.30 x h.180



GENOVA FLOOR
w.ø35 x h.180

Lighting Pendants


Integrating beloved elements that beautifully light up your space is key. Dimmable suspension lamps can accompany sconces, as well as floor and table lamps to make your ideal environment.



TURIA
w.ø09 x h.44
(per tube)



ZEPPELIN
Small : w.ø21 x h.82
Large : w.ø27 x h.100
Round : w.ø35 x h.35
Oval : w.ø25 x h.50



UCLES
w.41 x h.26



PALA
w.15 x d.10 x h.44

Lighting Wall Sconces

Beyond framed art, lighting adds a sculptural element to walls. Our cast-metal sconces integrate different forms and textures within your space.



PELIKAN
w.15 x d.14 x h.47




SCARABÉE
w.20 x d.10 x h.38



MOAI
w.20 x d.14 x h.44

Lighting Wall Sconces

Beautiful materials adorn walls and refine your atmosphere. Our brushed brass wall sconces will bathe your interior in beautiful golden light.



TIKAL
w.21 x d.9 x h.38

UXMAL
w.50 x d.15 x h.72

ITZA
w.62 x d.35 x h.10



KAMEO
Single : w.36 x h.8
Double : w.36 x d.8 x h.59
Triple : w.58 x d.8 x h.75



ARTURE LOUNGE CHAIR
w.75 x d.86 x h.80 / sh. 42

ORENDA

EDINBURGH | DUBLIN | BELFAST

47-49 Morningside Rd,
Edinburgh,
EH10 4AZ

Arnotts,
12 Henry St,
Dublin, Ireland

719 Lisburn Rd,
Belfast,
BT9 7GU

info@orendaliving.com | [Instagram @orendaliving](https://www.instagram.com/orendaliving) | www.orendaliving.com